





Backplanes



3U cPCI backplane
8 slots, left system slot,
front view

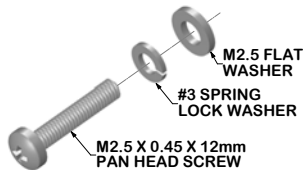
6U cPCI backplane,
8 slots, right system slot,
front view



3U cPCI backplane
8 slots, right system slot, rear view



Power Bug
(2.5 amps/pin)



Backplane Mounting Hardware
Each Set includes:
M2.5 X 12MM Screw
#3 Lockwasher
M2.5 (DIN#125) Flat Washer
HD56-1 42 sets
HD56 12 sets

cPCI® Backplanes, 3U and 6U

The specification for PCI based industrial computers is called CompactPCI. It is electrically a superset of desktop PCI with IEEE 1101.10 mechanical form factor. Vector offers RoHS compliant 3U and 6U cPCI backplanes sold separately or integrated into any VectorPak™ subrack or chassis. Designed to meet PICMG 2.0 Rev 3, Hot-swap PICMG 2.1 Rev 1 and available in 2 to 8 slots.


Features :

- Slot Count : 2-8 slot options
- Size : 3U or 6U
- Version with left or right system slot, right slot version with ATX connector
- 33MHz (2-8 slots), 66MHz (2-5 slots)
- Easily changeable +3.3V (cadmium yellow) or +5V (brilliant blue) V I/O with movable bus bar
- IPMB, JTAG and P1 utility connectors
- 10-layer FR-4 construction, UL94V-0, RoHS compliant
- Excellent power distribution, best signal integrity, virtually zero cross talk, and minimum clock skew
- EMI shielding
- Controlled impedance
- Screw terminal (power bug) or Faston input power connections
- 4.05mm thick PCB eliminates need for backplane stiffner rail
- Compatible with IEEE 1101.10 subracks and accessories, pages 26-33
- Conformal coating available on request
- Custom configurations available, please contact factory
- Fully assembled and tested


Connectors:

The CompactPCI connectors are shielded 2mm pitch, 5+2 row connector, compliant to IEC 61076-4-101. Main features of this connectors are the pin staging for hot swap and shielding for EMI/RFI protection.

cPCI connector pin assignments see pages 82-85.



V I/O busbar



33 or 66 MHz jumper
2-5 slots backplanes






Vectorbord® Backplanes cPCI®



cPCI® Backplanes, 3U and 6U

Technical Data :


PCB design : FR-4 epoxy glass, 10 layer
Assembly : SMT/ press-fit assembly
Impedance of bare PCB : 65 ohm +/- 10%
Resistance of signal lines: < 1.5 ohm
Current loading : +5V up to 8A per slot
 +3.3V up to 10A per slot
Clock frequency : 33MHz (2-8 slots)
 66MHz (2-5 slots)
PCI bus width : 32 bit (3U), 64 bit (6U)
V I/O : +5V blue key,
 +3.3V yellow key,
 field changeable
Operating temperature : -40°C to +85°C
Humidity : 95% non condensing
Flammability : UL 94V-0



Backplanes

6U cPCI backplane with 8 slots, rear view

3U cPCI backplane with 2 slots, front & rear view



Utility Connector, P1



IPMB Connector



JTAG Connector

CompactPCI utility connectors pin assignments

PIN #	10-PIN UTILITY CONNECTOR (P1)	IPMB CONNECTOR	JTAG CONNECTOR
1	PRST#	IPMB_SCL	GND
2	FAL#	GND	TCK
3	DEG#	IPMB_SDA	TMS
4	+3.3V SENSE	IPMB_PWR	TRST#
5	+3.3V	SMB_RSV	TDI
6	GND SENSE (3.3V)	GND	TDO
7	+5V		
8	+5V SENSE		
9	GND		
10	GND SENSE (5V)		

CompactPCI ATX connector pin assignments

PIN #	ATX CONNECTOR	PIN #	ATX CONNECTOR
1	+3.3V	11	+3.3V
2	+3.3V	12	-12V
3	GND	13	GND
4	+5V	14	PS_ON OR INH# (NOTE 2)
5	GND	15	GND
6	+5V	16	GND
7	GND	17	GND
8	PW_OK OR FAL# (NOTE 1)	18	-5V
9	+5V SB	19	+5V
10	+12V	20	+5V

NOTE 1 : Via jumper J1 to DEG#
 NOTE 2 : Via jumper J2 to GND

cPCI Backplane Ordering Information

