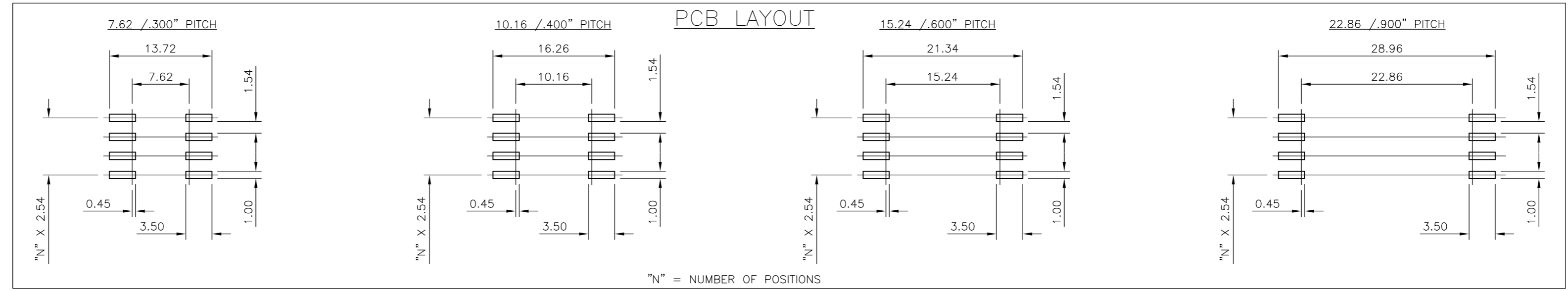
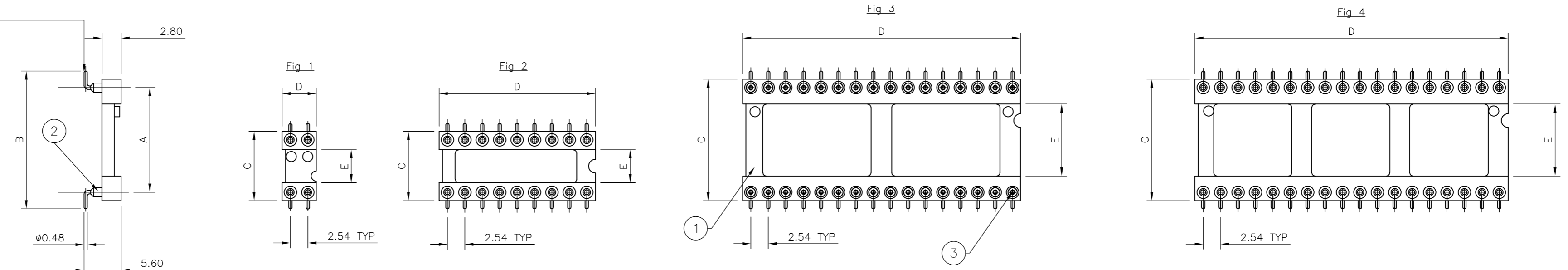


THIS DRAWING IS UNPUBLISHED. RELEASED FOR PUBLICATION 11 NOV. 2005.
 © COPYRIGHT 2005 BY - ALL RIGHTS RESERVED.

LOC		DIST		REVISIONS			
P	LTR	DESCRIPTION		DATE	DWN	APVD	
D3	ECR-10-022205			01FEB11	KK	HMR	

COPLANARITY
 0.00 ± 0.10
 (ACROSS ALL TAILS
 UP TO 40 POSITIONS)



"N" = NUMBER OF POSITIONS

NOTES:

- MATERIAL:
 - 1, INSULATOR - THERMOPLASTIC POLYESTER UL-94-V-0.
 - 2, SLEEVE - BRASS.
 - 3, CONTACT - STAMPED BERYLLIUM COPPER.
- PIN SPECIFICATION:
 - CONTACT ACCEPTS: ROUND PIN Ø0.40 TO 0.56. RECTANGULAR PIN 0.25 x 0.45 (NOMINAL).
- MECHANICAL DATA:
 - INSERTION FORCE- 3.2N MAX/CONTACT.
 - EXTRACTION FORCE- 0.5N MIN/CONTACT.
 - MECHANICAL LIFE- 100 CYCLES MIN (0.75µm Au) 50 CYCLES MAX (FLASH Au) 25 CYCLES MAX (5µm Sn)
 - CONTACT RETENTION- 3.3N MIN.
 - SOLDER PROCESS CAPABILITY-280°C
- ELECTRICAL:
 - CONTACT RESISTANCE- 10m Ohm MAX.
 - CONTACT RATING- 1Amp
 - INSULATION RESISTANCE- AT 500V AC BETWEEN ANY 2 ADJACENT CONTACTS MIN 10000m Ohm.
 - DIELECTRIC VOLTAGE- MIN 1000V RMS.
- ENVIRONMENTAL:
 - OPERATION TEMPERATURE- -55 +125°C
- TUBE PACKAGED WITH NUMBER OF PARTS PER TUBE AS INDICATED IN TABLE. EACH TUBE TO BE INDIVIDUALLY LABELLED. THE LABEL WILL HAVE TE PART NUMBER, XX QTY PER TUBE, DATE CODE AND RoHS DIRECTIVE DETAILS (RoHS 2002/95/EC). OUTER BOX / SHIPPER CARTON TO BE LABELLED WITH TE PART NUMBER, TOTAL XXX QTY PER OUTER BOX / SHIPPER CARTON, DATE CODE AND RoHS DIRECTIVE DETAILS (RoHS 2002/95/EC).
- TAPE AND REEL PACKAGED SEE SHEET 2.
- FOR TECHNICAL DATA REFER TO YOUR LOCAL TYCO ELECTRONICS SALES OFFICE.
- ALL DIMENSIONS ARE NOMINAL FOR REFERENCE ONLY UNLESS OTHERWISE STATED.

OBSOLETE	No. Of Parts Per Tube	No. Of Parts Per Tape & Reel	Contact Plating	Sleeve Plating	Dimensions					Number Of Positions	Fig	Part No
					E	D	C	B	A			
	18	N/A	FLASH Au	5µm Sn OVER 2-3µm Ni	4.8	27.8	10.1	12.1	7.62	22	3	3-1814640-0
	18	N/A	5µm MIN Sn	5µm Sn OVER 2-3µm Ni	4.8	27.8	10.1	12.1	7.62	22	3	2-1814640-9
	18	N/A	0.75µm Au	5µm Sn OVER 2-3µm Ni	4.8	27.8	10.1	12.1	7.62	22	3	2-1814640-8
	20	N/A	FLASH Au	5µm Sn OVER 2-3µm Ni	4.8	25.3	10.1	12.1	7.62	20	3	2-1814640-7
	20	N/A	5µm MIN Sn	5µm Sn OVER 2-3µm Ni	4.8	25.3	10.1	12.1	7.62	20	3	2-1814640-6
	20	N/A	0.75µm Au	5µm Sn OVER 2-3µm Ni	4.8	25.3	10.1	12.1	7.62	20	3	2-1814640-5
	22	N/A	FLASH Au	5µm Sn OVER 2-3µm Ni	4.8	22.8	10.1	12.1	7.62	18	2	2-1814640-4
	22	N/A	5µm MIN Sn	5µm Sn OVER 2-3µm Ni	4.8	22.8	10.1	12.1	7.62	18	2	2-1814640-3
	22	N/A	0.75µm Au	5µm Sn OVER 2-3µm Ni	4.8	22.8	10.1	12.1	7.62	18	2	2-1814640-2
	25	N/A	FLASH Au	5µm Sn OVER 2-3µm Ni	4.8	20.3	10.1	12.1	7.62	16	2	2-1814640-1
	25	N/A	5µm MIN Sn	5µm Sn OVER 2-3µm Ni	4.8	20.3	10.1	12.1	7.62	16	2	2-1814640-0
	25	N/A	0.75µm Au	5µm Sn OVER 2-3µm Ni	4.8	20.3	10.1	12.1	7.62	16	2	1-1814640-9
	29	N/A	FLASH Au	5µm Sn OVER 2-3µm Ni	4.8	17.7	10.1	12.1	7.62	14	2	1-1814640-8
	29	N/A	5µm MIN Sn	5µm Sn OVER 2-3µm Ni	4.8	17.7	10.1	12.1	7.62	14	2	1-1814640-7
	29	N/A	0.75µm Au	5µm Sn OVER 2-3µm Ni	4.8	17.7	10.1	12.1	7.62	14	2	1-1814640-6
	41	N/A	FLASH Au	5µm Sn OVER 2-3µm Ni	4.8	12.6	10.1	12.1	7.62	10	2	1-1814640-5
	41	N/A	5µm MIN Sn	5µm Sn OVER 2-3µm Ni	4.8	12.6	10.1	12.1	7.62	10	2	1-1814640-4
	41	N/A	0.75µm Au	5µm Sn OVER 2-3µm Ni	4.8	12.6	10.1	12.1	7.62	10	2	1-1814640-3
	N/A	600	FLASH Au	5µm Sn OVER 2-3µm Ni	4.8	10.1	10.1	12.1	7.62	8	2	1-1814640-2
	N/A	600	5µm MIN Sn	5µm Sn OVER 2-3µm Ni	4.8	10.1	10.1	12.1	7.62	8	2	1-1814640-1
	N/A	600	0.75µm Au	5µm Sn OVER 2-3µm Ni	4.8	10.1	10.1	12.1	7.62	8	2	1-1814640-0
	52	N/A	FLASH Au	5µm Sn OVER 2-3µm Ni	4.8	10.1	10.1	12.1	7.62	8	2	1814640-9
	52	N/A	5µm MIN Sn	5µm Sn OVER 2-3µm Ni	4.8	10.1	10.1	12.1	7.62	8	2	1814640-8
	52	N/A	0.75µm Au	5µm Sn OVER 2-3µm Ni	4.8	10.1	10.1	12.1	7.62	8	2	1814640-7
	69	N/A	FLASH Au	5µm Sn OVER 2-3µm Ni	4.8	7.6	10.1	12.1	7.62	6	1	1814640-6
	69	N/A	5µm MIN Sn	5µm Sn OVER 2-3µm Ni	4.8	7.6	10.1	12.1	7.62	6	1	1814640-5
	69	N/A	0.75µm Au	5µm Sn OVER 2-3µm Ni	4.8	7.6	10.1	12.1	7.62	6	1	1814640-4
	105	N/A	FLASH Au	5µm Sn OVER 2-3µm Ni	4.8	5	10.1	12.1	7.62	4	1	1814640-3
	105	N/A	5µm MIN Sn	5µm Sn OVER 2-3µm Ni	4.8	5	10.1	12.1	7.62	4	1	1814640-2
	105	N/A	0.75µm Au	5µm Sn OVER 2-3µm Ni	4.8	5	10.1	12.1	7.62	4	1	1814640-1

THIS DRAWING IS A CONTROLLED DOCUMENT.

DWN	A. Morey	11NOV05
CHK	S. Parlow	22NOV05
APVD	F. Wheeler-King	22NOV05

TE Connectivity

SURFACE MOUNT DIP IC SOCKET
OUTBOARD TERMINATION

SIZE	CAGE CODE	DRAWING NO	RESTRICTED TO
A2	00779	C=1814640	-

CUSTOMER DRAWING SCALE 2:1 SHEET 1 OF 2 REV D3

THIS DRAWING IS UNPUBLISHED. RELEASED FOR PUBLICATION 11NOV. 2005.
 © COPYRIGHT 2005 By - ALL RIGHTS RESERVED.

Part No	Fig	Number Of Positions	Dimensions					Sleeve Plating	Contact Plating	No. Of Parts Per Tube
			A	B	C	D	E			
3-1814640-1	3	22	10.16	14.7	12.6	27.8	7	5µm Sn OVER 2-3µm Ni	0.75µm Au	18
3-1814640-2	3	22	10.16	14.7	12.6	27.8	7	5µm Sn OVER 2-3µm Ni	5µm MIN Sn	18
3-1814640-3	3	22	10.16	14.7	12.6	27.8	7	5µm Sn OVER 2-3µm Ni	FLASH Au	18
3-1814640-4	3	24	7.62	12.1	10.1	30.4	4.8	5µm Sn OVER 2-3µm Ni	0.75µm Au	17
3-1814640-5	3	24	7.62	12.1	10.1	30.4	4.8	5µm Sn OVER 2-3µm Ni	5µm MIN Sn	17
3-1814640-6	3	24	7.62	12.1	10.1	30.4	4.8	5µm Sn OVER 2-3µm Ni	FLASH Au	17
3-1814640-7	3	24	10.16	14.7	12.6	30.4	7	5µm Sn OVER 2-3µm Ni	0.75µm Au	17
3-1814640-8	3	24	10.16	14.7	12.6	30.4	7	5µm Sn OVER 2-3µm Ni	5µm MIN Sn	17
3-1814640-9	3	24	10.16	14.7	12.6	30.4	7	5µm Sn OVER 2-3µm Ni	FLASH Au	17
4-1814640-0	3	24	15.24	19.9	17.7	30.4	10.5	5µm Sn OVER 2-3µm Ni	0.75µm Au	17
4-1814640-1	3	24	15.24	19.9	17.7	30.4	10.5	5µm Sn OVER 2-3µm Ni	5µm MIN Sn	17
4-1814640-2	3	24	15.24	19.9	17.7	30.4	10.5	5µm Sn OVER 2-3µm Ni	FLASH Au	17
4-1814640-3	3	28	7.62	12.1	10.1	35.5	4.8	5µm Sn OVER 2-3µm Ni	0.75µm Au	15
4-1814640-4	3	28	7.62	12.1	10.1	35.5	4.8	5µm Sn OVER 2-3µm Ni	5µm MIN Sn	15
4-1814640-5	3	28	7.62	12.1	10.1	35.5	4.8	5µm Sn OVER 2-3µm Ni	FLASH Au	15
4-1814640-6	3	28	10.16	14.7	12.6	35.5	7	5µm Sn OVER 2-3µm Ni	0.75µm Au	15
4-1814640-7	3	28	10.16	14.7	12.6	35.5	7	5µm Sn OVER 2-3µm Ni	5µm MIN Sn	15
4-1814640-8	3	28	10.16	14.7	12.6	35.5	7	5µm Sn OVER 2-3µm Ni	FLASH Au	15
4-1814640-9	3	28	15.24	19.9	17.7	35.5	10.5	5µm Sn OVER 2-3µm Ni	0.75µm Au	15
5-1814640-0	3	28	15.24	19.9	17.7	35.5	10.5	5µm Sn OVER 2-3µm Ni	5µm MIN Sn	15
5-1814640-1	3	28	15.24	19.9	17.7	35.5	10.5	5µm Sn OVER 2-3µm Ni	FLASH Au	15
5-1814640-2	3	32	10.16	14.7	12.6	40.6	7	5µm Sn OVER 2-3µm Ni	0.75µm Au	13
5-1814640-3	3	32	10.16	14.7	12.6	40.6	7	5µm Sn OVER 2-3µm Ni	5µm MIN Sn	13
5-1814640-4	3	32	10.16	14.7	12.6	40.6	7	5µm Sn OVER 2-3µm Ni	FLASH Au	13
5-1814640-5	3	32	15.24	19.9	17.7	40.6	10.5	5µm Sn OVER 2-3µm Ni	0.75µm Au	13
5-1814640-6	3	32	15.24	19.9	17.7	40.6	10.5	5µm Sn OVER 2-3µm Ni	5µm MIN Sn	13
5-1814640-7	3	32	15.24	19.9	17.7	40.6	10.5	5µm Sn OVER 2-3µm Ni	FLASH Au	13
5-1814640-8	4	36	15.24	19.9	17.7	45.7	10.5	5µm Sn OVER 2-3µm Ni	0.75µm Au	11
5-1814640-9	4	36	15.24	19.9	17.7	45.7	10.5	5µm Sn OVER 2-3µm Ni	5µm MIN Sn	11
6-1814640-0	4	36	15.24	19.9	17.7	45.7	10.5	5µm Sn OVER 2-3µm Ni	FLASH Au	11
6-1814640-1	4	40	15.24	19.9	17.7	50.8	10.5	5µm Sn OVER 2-3µm Ni	0.75µm Au	10
6-1814640-2	4	40	15.24	19.9	17.7	50.8	10.5	5µm Sn OVER 2-3µm Ni	5µm MIN Sn	10
6-1814640-3	4	40	15.24	19.9	17.7	50.8	10.5	5µm Sn OVER 2-3µm Ni	FLASH Au	10
6-1814640-4	4	42	15.24	19.9	17.7	53.3	10.5	5µm Sn OVER 2-3µm Ni	0.75µm Au	9
6-1814640-5	4	42	15.24	19.9	17.7	53.3	10.5	5µm Sn OVER 2-3µm Ni	5µm MIN Sn	9
6-1814640-6	4	42	15.24	19.9	17.7	53.3	10.5	5µm Sn OVER 2-3µm Ni	FLASH Au	9
6-1814640-7	4	48	15.24	19.9	17.7	60.9	10.5	5µm Sn OVER 2-3µm Ni	0.75µm Au	8
6-1814640-8	4	48	15.24	19.9	17.7	60.9	10.5	5µm Sn OVER 2-3µm Ni	5µm MIN Sn	8
6-1814502-9	4	48	15.24	19.9	17.7	60.9	10.5	5µm Sn OVER 2-3µm Ni	FLASH Au	8
7-1814640-0	4	50	15.24	19.9	17.7	63.4	10.5	5µm Sn OVER 2-3µm Ni	0.75µm Au	8
7-1814640-1	4	50	15.24	19.9	17.7	63.4	10.5	5µm Sn OVER 2-3µm Ni	5µm MIN Sn	8
7-1814640-2	4	50	15.24	19.9	17.7	63.4	10.5	5µm Sn OVER 2-3µm Ni	FLASH Au	8
7-1814640-3	4	50	22.86	27.4	25.3	63.4	17.3	5µm Sn OVER 2-3µm Ni	0.75µm Au	7
7-1814640-4	4	50	22.86	27.4	25.3	63.4	17.3	5µm Sn OVER 2-3µm Ni	5µm MIN Sn	7
7-1814640-5	4	50	22.86	27.4	25.3	63.4	17.3	5µm Sn OVER 2-3µm Ni	FLASH Au	7
7-1814640-6	4	52	15.24	19.9	17.7	66	10.5	5µm Sn OVER 2-3µm Ni	0.75µm Au	7
7-1814640-7	4	52	15.24	19.9	17.7	66	10.5	5µm Sn OVER 2-3µm Ni	5µm MIN Sn	7
7-1814640-8	4	52	15.24	19.9	17.7	66	10.5	5µm Sn OVER 2-3µm Ni	FLASH Au	7
7-1814640-9	4	52	22.86	27.4	25.3	66	17.3	5µm Sn OVER 2-3µm Ni	0.75µm Au	7
8-1814640-0	4	52	22.86	27.4	25.3	66	17.3	5µm Sn OVER 2-3µm Ni	5µm MIN Sn	7
8-1814640-1	4	52	22.86	27.4	25.3	66	17.3	5µm Sn OVER 2-3µm Ni	FLASH Au	7
8-1814640-2	4	64	22.86	27.4	25.3	81.2	17.3	5µm Sn OVER 2-3µm Ni	0.75µm Au	6
8-1814640-3	4	64	22.86	27.4	25.3	81.2	17.3	5µm Sn OVER 2-3µm Ni	5µm MIN Sn	6
8-1814640-4	4	64	22.86	27.4	25.3	81.2	17.3	5µm Sn OVER 2-3µm Ni	FLASH Au	6

OBSOLETE

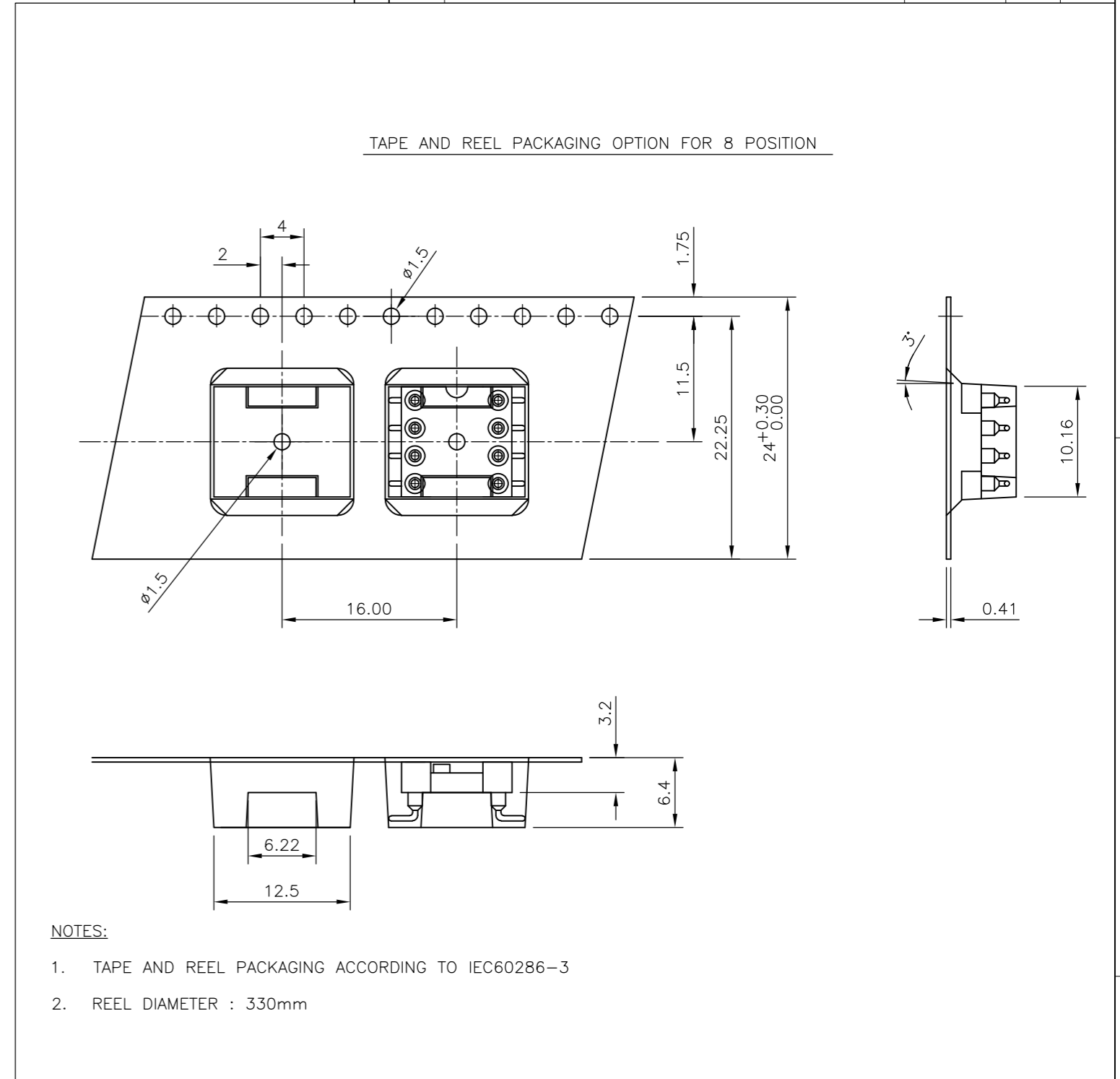
OBSOLETE

OBSOLETE

OBSOLETE

OBSOLETE

LOC	DIST	REVISIONS					
E	B	P	LTR	DESCRIPTION	DATE	DWN	APVD
		-		SEE SHEET 1	-	-	-



THIS DRAWING IS A CONTROLLED DOCUMENT.		DWN A. Morey 11NOV05	TE Connectivity	
DIMENSIONS: mm		CHK S. Parlow 22NOV05		
TOLERANCES UNLESS OTHERWISE SPECIFIED:		APVD F. Wheeler-King 22NOV05	NAME SURFACE MOUNT DIP IC SOCKET OUTBOARD TERMINATION	
0 PLC ± - 1 PLC ± - 2 PLC ± - 3 PLC ± - 4 PLC ± - ANGLES ± -		PRODUCT SPEC -	SIZE A2	CAGE CODE 00779
MATERIAL -		FINISH -	DRAWING NO C=1814640	RESTRICTED TO -
CUSTOMER DRAWING			SCALE 2:1	SHEET 2 OF 2
			REV D3	