



soberton inc.

SP DYNAMIC SPEAKER UNIT

Acoustic Product Specification

Product Number: SP-2209



Release | Revision: B/2018

CONTENTS

This document contains the technical specifications for the dynamic speaker unit for mobile telephones.

Page 1
Speaker Electroacoustic Characteristics

General Specifications

Page 2
Reliability Tests

Page 3
Measuring Method (Speaker Mode)

Standard Test Condition of Speakers

Page 4
Frequency Response Curve

Page 5
Dimensions

Page 6
Packing

Dynamic Speaker Electroacoustic Characteristics

Sound Pressure Level

83±3dB SPL @1.0,1.18,1.5 and 2.0KHz in average (0dB SPL=20µPa)
Measuring condition: 0.1W (Sine wave) 10cm measured with baffler shown in Fig.1

Frequency Response Curve

As shown in Figure 2.

Response Frequency

1200±20%Hz @ 1V. (Without baffler)

Input Power (Nominal and Maximum)

Rated Noise Power 0.8W

Short Term Max Power 1.0W must be normal at a white noise (1W, F 0 ~ 20KHz) for one minute

Operation Test

Must be free audible noise (buzzes and rattles)

(300 ~ 5KHz frequency range, input level up to 2.53Vrms)

Distortion

Less than 10% @1KHz, 0.1M, 0.1W

General Specifications

Operating Temperature Range

-20°C~+60°C

Storage Temperature Range

-25°C~+65°C

Standard Test Conditions

Temperature 17°C~25°C

Relative Humidity 45%~80%(RH)

AC Impedance

8±15%Ω(@2KHz 1V) without baffler

Dimension

22.0x9.0x3.8 mm wire (250mm)

IP Level

IP50



soberton inc.

SP DYNAMIC SPEAKER UNIT

Acoustic Product Specification

Product Number: SP-2209



Release | Revision: B/2018

CONTENTS

This document contains the technical specifications for the dynamic speaker unit for mobile telephones.

Page 1

Speaker Electroacoustic Characteristics

General Specifications

Page 2

Reliability Tests

Page 3

Measuring Method (Speaker Mode)

Standard Test Condition of Speakers

Page 4

Frequency Response Curve

Page 5

Dimensions

Page 6

Packing

Reliability Tests

The sound pressure as specified will neither deviate more than $\pm 3\text{dB}$ from the initial value, nor have any significant damage after any of following testing.

High Temperature Test

High Temperature $+60\pm 2^\circ\text{C}$

Duration 96 hours

Low Temperature Test

Low Temperature $-20\pm 2^\circ\text{C}$

Duration 96 hours

Heat Shock Test

High Temperature $+60\pm 2^\circ\text{C}$

Low Temperature $-20\pm 2^\circ\text{C}$

Changeover Time < 30 seconds

Duration 1 hour

Cycle 100

Humidity Test

Temperature $+ 40\pm 2^\circ\text{C}$

Relative Humidity 90%~95%

Duration 96 hours

Temperature Cycle Test

Temperature -20°C $+60^\circ\text{C}$

Duration 45 minutes 45 minutes

Temperature gradient $1\sim 3^\circ\text{C}/\text{min}$

Cycle 25

Drop Test

Mounted with dummy set mass 100 g

Height 1.5 m

Cycle 6 (1 each plain) onto the concrete board

Load Test

Speaker mode White noise (EIA filter) for 96 hours @ 0.8W input power.



soberton inc.

SP DYNAMIC SPEAKER UNIT

Acoustic Product Specification

Product Number: SP-2209



Release | Revision: B/2018

CONTENTS

This document contains the technical specifications for the dynamic speaker unit for mobile telephones.

Page 1
Speaker Electroacoustic Characteristics

General Specifications

Page 2
Reliability Tests

Page 3
Measuring Method (Speaker Mode)

Standard Test Condition of Speakers

Page 4
Frequency Response Curve

Page 5
Dimensions

Page 6
Packing

Measuring Method (Speaker Mode)

Test Condition Standard

Temperature 15 ~ 35°C

Relative humidity 45% ~ 85%

Atmospheric pressure 860mbar to 1060mbar

Standard Test Fixture

Input Power 0.1W

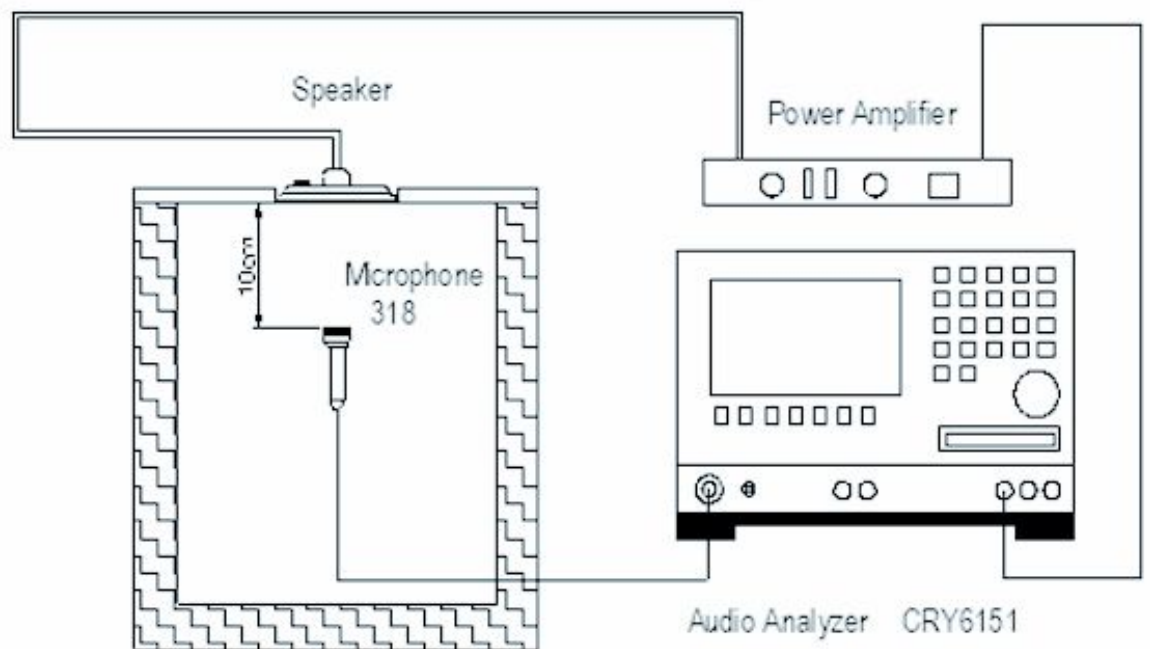
Zero Level -dB

Mode TSR

Potentiometer Range 50dB

Sweep Time 0.5sec

Standard Test Condition of Speaker (Fig. 1)





soberton inc.

SP DYNAMIC SPEAKER UNIT

Acoustic Product Specification

Product Number: SP-2209



Release | Revision: B/2018

CONTENTS

This document contains the technical specifications for the dynamic speaker unit for mobile telephones.

Page 1
Speaker Electroacoustic Characteristics

General Specifications

Page 2
Reliability Tests

Page 3
Measuring Method (Speaker Mode)

Standard Test Condition of Speakers

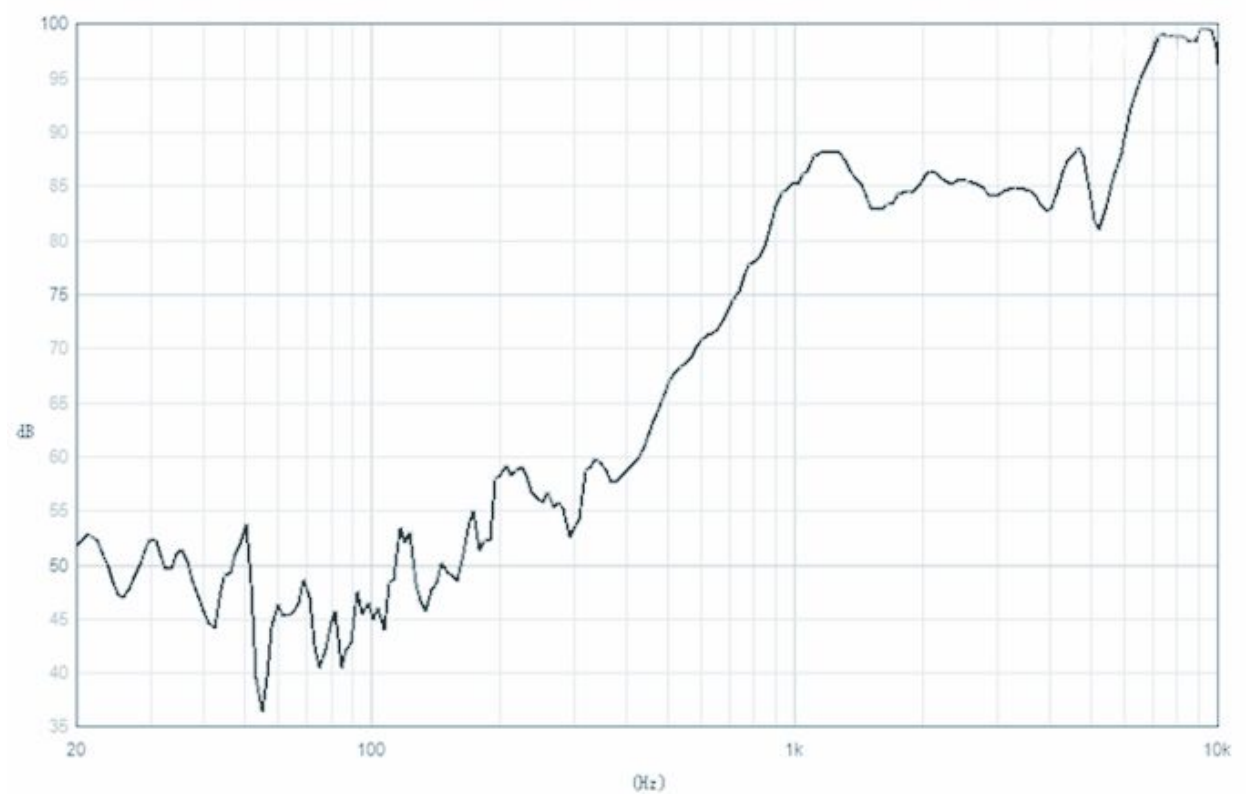
Page 4
Frequency Response Curve

Page 5
Dimensions

Page 6
Packing

Frequency Response Curve (Fig. 2)

0.1W/10cm, in free air (Figure 1)





soberton inc.

SP DYNAMIC SPEAKER UNIT

Acoustic Product Specification

Product Number: SP-2209



Release | Revision: B/2018

CONTENTS

This document contains the technical specifications for the dynamic speaker unit for mobile telephones.

Page 1
Speaker Electroacoustic Characteristics

General Specifications

Page 2
Reliability Tests

Page 3
Measuring Method (Speaker Mode)

Standard Test Condition of Speakers

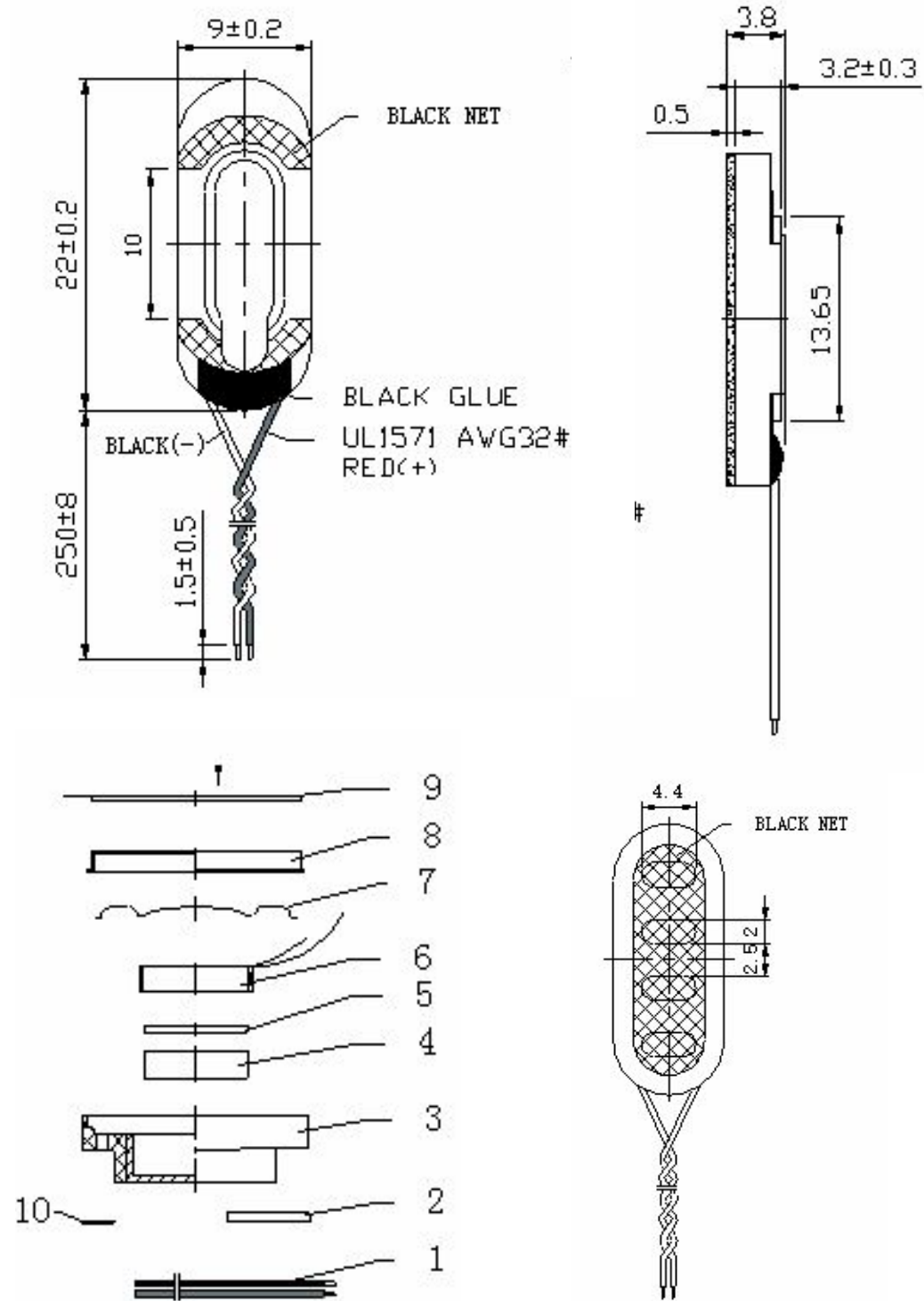
Page 4
Frequency Response Curve

Page 5
Dimensions

Page 6
Packing

Dimensions

Tolerance: ± 0.5 (unit: mm)



No.	Part Name	Material	Quantity
1	UL1571 AWG32#	RED/BLACK	2
2	PCB	FR-4	1
3	Frame	PBT	1
4	Magnet	Nd Fe B	1
5	Plate	SPCC	1
6	Voice Coil	Copper	1
7	Membrane	PEN	1
8	Cap	SUS303	1
9	Gasket	BLACK NET	1
10	Screen	BLACK NET	1



soberton inc.

SP DYNAMIC SPEAKER UNIT

Acoustic Product Specification

Product Number: SP-2209



Release | Revision: B/2018

CONTENTS

This document contains the technical specifications for the dynamic speaker unit for mobile telephones.

Page 1

Speaker Electroacoustic Characteristics

General Specifications

Page 2

Reliability Tests

Page 3

Measuring Method (Speaker Mode)

Standard Test Condition of Speakers

Page 4

Frequency Response Curve

Page 5

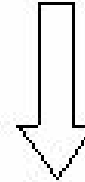
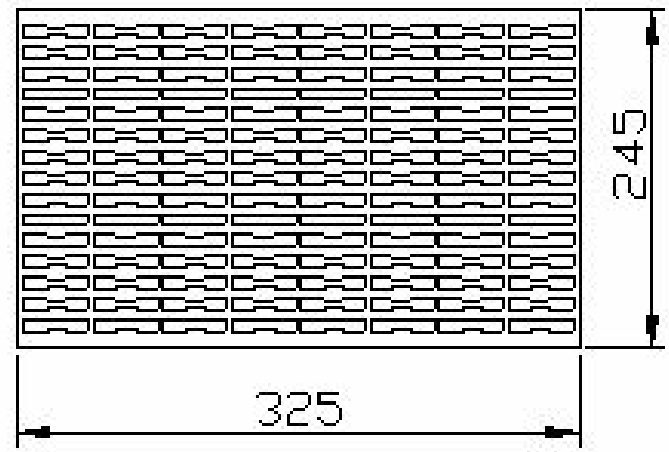
Dimensions

Page 6

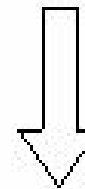
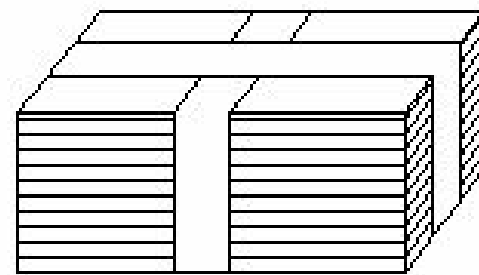
Packing

Packing

90PCS



90x10=900PCS



900x5=4500PCS

